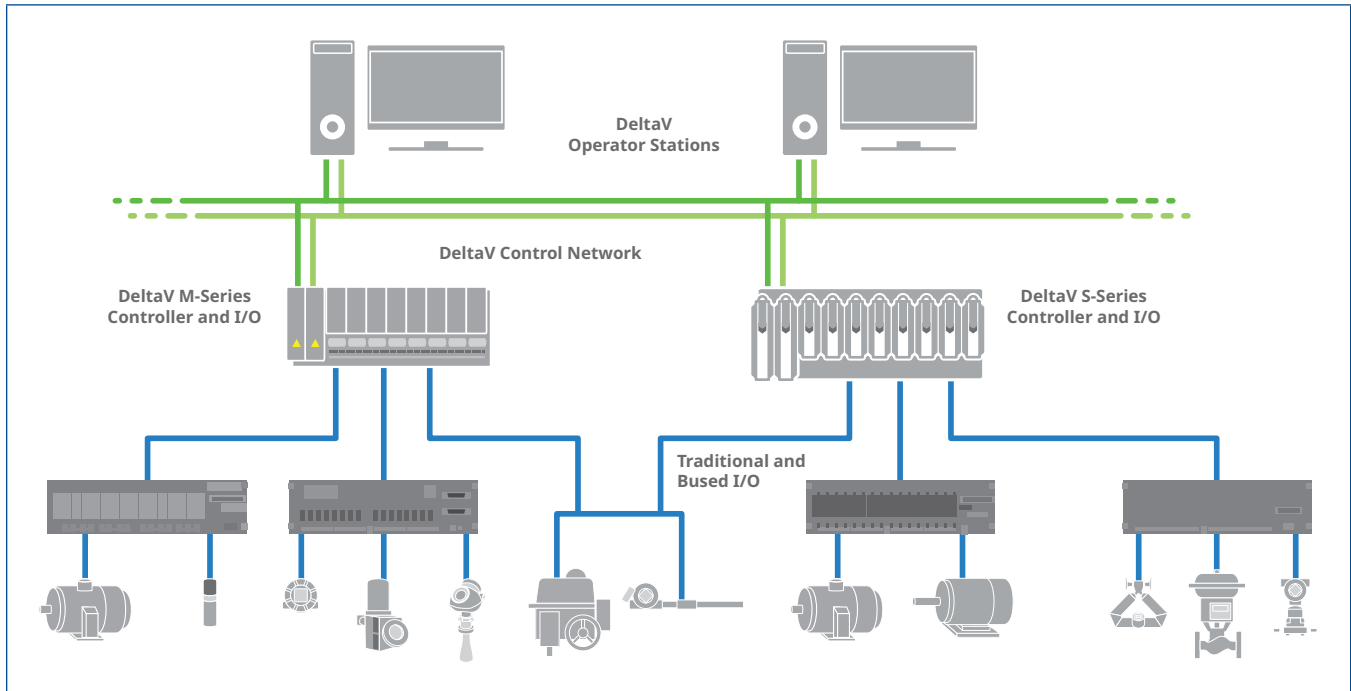


DeltaV™ Flex.Connect Solutions for NovaTech® D/3® I/O



DeltaV™ Flex.Connect Solutions protect your wiring investment as you convert from NovaTech® D/3® to the DeltaV™ system.

- Reduce business risks by minimizing process downtime
- Save 75% of installation costs
- Preserve HART® signals

Introduction

If concerns about downtime and wiring costs are preventing you from migrating your NovaTech® D/3® system to a new DeltaV™ system, consider DeltaV Flex.Connect solutions for NovaTech D/3 16000 / 32000 series I/O.

Benefits

Reduce business risks by minimizing process downtime.

This solution brings device signals to DeltaV I/O from replacement D/3 I/O field termination panel assemblies. Keeping device wires intact accelerates new system startup, enabling you to rapidly resume production.

Save 75% of installation costs. Eliminating new device wiring saves money and reduces the risk of errors. Time and materials savings are significant.

Preserve HART signals. Use HART® Pass-through for complete diagnostics at the DeltaV Operator Station.


Product Description and Specification

The following NovaTech D/3 16000 / 32000 series I/O Field Termination Assemblies (FTAs) can be replaced and directly connected to M or S-series DeltaV I/O card terminal blocks and carriers using DeltaV Flex.Connect solutions replacement field termination assemblies and cabling assemblies. Optionally, DeltaV Electronic Marshalling (CHARMs) can be utilized in these solutions.

All solutions for D/3 I/O use replacement Field Termination Assemblies and cable(s) which fit in to the exact position as the OEM FTAs. There are solutions for the pin-header PCMI and pluggable connector PCMI type FTAs. For clarity purposes, we've only shown the PCMI types of replacement FTAs in the pictures below.

Analog Inputs (AI)

Sixteen D/3 Analog Inputs, 2-wire, connect to two 8-Channel or one 16-Channel DeltaV AI HART card.



Sixteen D/3 RTD Analog Inputs, 3-wire, connect to two 8-Channel DeltaV RTD cards.




Analog Outputs (AO)

Eight D/3 Analog Outputs connect to an 8-Channel or half of a 16-Channel DeltaV AO HART card.




Digital Inputs (DI)

Sixteen or 32 D/3 Digital Inputs connect to a 32-Channel 24 VDC DeltaV DI Dry Contact card. OPTO isolator modules are not included nor installed on the replacement FTAs; specified separately. There are 2 replacement FTAs for this solution; Ch 1-16 on a base FTA and Ch 17-32 on an expansion FTA connected via a 26-pin ribbon cable.



Relay Digital Outputs (DO)

Sixteen or 32 D/3 Relay Digital Outputs connect to a 32-Channel 24 VDC DeltaV DO High-Side card. Relay modules are not included nor installed on the replacement FTAs; specified separately. There are 2 replacement FTAs for this solution; Ch 1-16 on a base FTA and Ch 17-32 on an expansion FTA connected via a 26-pin ribbon cable.



Ordering Information

For inquiries and ordering information, please contact your local Emerson sales office. Please specify required cable lengths on your request. Maximum cable length is 30 meters. Replacement FTAs are conformally coated at all solder points.

DeltaV Flex.Connect solutions for specific NovaTech G/3 FTA models are indicated in the following table:

(Note: DeltaV Flex.Connect solutions drawings are available upon request.)

Flex.Connect Solution #	NovaTech D/3 FTA #	Replacement FTA #	NovaTech D/3 Series Signals	DeltaV I/O Types	Flex.Connect Solutions Drawing Numbers
FC-G1-SOL-2-10	A16515 / A31515	1064729-PCMI 1064727-PCMIIII	16 AI, 4-20 mA, 2-wire Transmitters	AI 4-20mA, 8-Ch (x2) / 16-Ch	FC_N1_AI
FC-G1-SOL-2-40	A16515 / A31515	1064692-PCMI 1064438-PCMIIII	16 AI, RTD, 3-wire Transmitters	AI RTD, 8-Ch (x2)	FC_N1_RTD_AI
FC-G1-SOL-1-20	A16531 / A31531	1064724-PCMI 1064723-PCMIIII	8 AO, 4-20 mA	AO, 4-20mA, 8-Ch / 16-Ch (½)	FC_N1_AO
FC-G1-SOL-3-50	A16545 / A31545	1064722-PCMI-Base 1064720-PCMI-Exp 1064718-PCMIIII-Base 1064708-PCMIIII-Exp	16 / 32 DI 120 VAC Solid State	DI, 24 VDC, Dry Contact, 32-Ch (1)	FC_N1_DI_ISO
FC-G1-SOL-3-61	A16561 / A31561	1064705-PCMI-Base 1064704-PCMI-Exp 1064703-PCMIIII-Base 1064702-PCMIIII-Exp	16 / 32 DO Relay	DO, 24 VDC, High-Side 32-Ch	FC_N1_DO_Relay

Note: (1) This solution is not compatible with the 32-channel Series 2 Plus DI card. Ordering Information (Cont'd)

Manufactured cables are available in the following lengths; 1, 3, 5, 10, 15, and 30 meters. For analog I/O we recommend the twisted-pair versions. For discrete I/O we recommend non- twisted pair. These cables are all 25-Pin (Analog I/O) and 37-Pin (Discrete I/O) female D-SUB on one end, straight through connector, open-end / flying lead on the other end, all open wires marked with the corresponding D-SUB pin number and have ferrules on each wire, 22 AWG, shielded, and 16 inches of flying-lead to connect to the DeltaV I/O terminal blocks. Contact your local Emerson representative for pricing and availability.

Prerequisites

A preliminary site visit is required to survey installed control system architecture and electrical grounding practices, to document I/O models and numbers of each, and to review schedule constraints and turnaround objectives. Qualified Emerson engineers or technicians perform site reviews.

Services

For help in planning, justifying or implementing your system migration, contact your local Emerson representative. Expert consultants are available to advise you on a variety of concerns, including safety system design, implementation and standards compliance; digital buses, wireless applications, control performance, and process optimization.

©2024, Emerson. All rights reserved.

The Emerson logo is a trademark and service mark of Emerson Electric Co. The DeltaV logo is a mark of one of the Emerson family of companies. All other marks are the property of their respective owners.

The contents of this publication are presented for informational purposes only, and while diligent efforts were made to ensure their accuracy, they are not to be construed as warranties or guarantees, express or implied, regarding the products or services described herein or their use or applicability. All sales are governed by our terms and conditions, which are available on request. We reserve the right to modify or improve the designs or specifications of our products at any time without notice.

Contact Us

 www.emerson.com/contactus