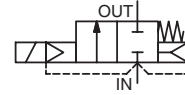




SOLENOID VALVES

pilot operated
hung piston, for cryogenic service
1/2 - 3/4

NC



2/2
Series
222LT

FEATURES

- The solenoid valves will withstand the severe service encountered in controlling cryogenic fluids, such as liquid oxygen (-183°C), liquid argon (-186°C) and liquid nitrogen (-196°C)
- Hung piston construction
- Valves do not require a minimum operating pressure
- Reliable control in low pressure, high flow systems
- All valves are degreased, cleaned, tested and packed to keep them free from moisture. In addition liquid oxygen (LOX) valves are "black light" tested to check for any hydrocarbons
- The solenoid valves satisfy all relevant EU directives

GENERAL

Differential pressure 0 - 9 bar [1 bar = 100 kPa]
Response time 75 - 100 ms

fluids (*)	temperature range (TS)	seal materials (*)
cryogenic fluids	- 196°C to + 90°C	PTFE

MATERIALS IN CONTACT WITH FLUID

(*) Ensure that the compatibility of the fluids in contact with the materials is verified

Body	Brass
Core tube	Stainless steel
Core and plugnut	Stainless steel
Springs	Stainless steel
Piston	Brass
Seat	Brass
Seals	PTFE
Piston rings	PTFE carbon filled
Core disc	PTFE reinforced
Piston disc	PTFE
Shading coil	Copper

ELECTRICAL CHARACTERISTICS

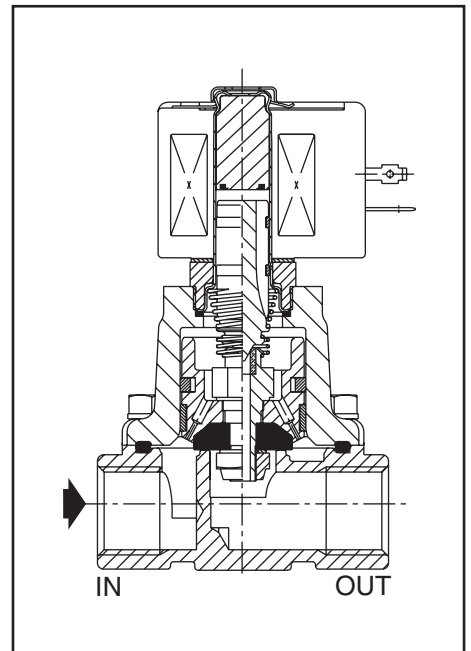
Coil insulation class	H
Connector	Spade plug (cable Ø 6-10 mm)
Connector specification	ISO 4400 / EN 175301-803, form A
Electrical safety	IEC 335
Electrical enclosure protection	Moulded IP65 (EN 60529)
Standard voltages	DC (=) : Contact us
(Other voltages and 60 Hz on request)	AC (~) : 24V - 48V - 115V - 230V / 50 Hz

prefix option	power ratings				operator ambient temperature range (TS) (C°)	replacement coil		type ⁽¹⁾
	inrush ~	holding ~		hot/cold =		~	=	
	(VA)	(VA)	(W)	(W)		230 V/50 Hz	-	
SC	78	35	16,7	-	-20 to +75	400426-217	-	01

⁽¹⁾ Refer to the dimensional drawings on the following page.

SPECIFICATIONS

pipe size	orifice size	flow coefficient Kv		operating pressure differential (bar)			power coil (W)		catalogue number	options			
				min.	max. (PS)					-	-	-	-
					cryogenic fluids (*)								
Rp	(mm)	(m³/h)	(l/min)				~	=	~				
NC - Normally closed													
1/2	16	3,3	55	0		9	16,7	-	SCE222E002LT	-	-	-	-
3/4	19	5,1	85	0		9	16,7	-	SCE222F003LT	-	-	-	-



OPTIONS

- Waterproof enclosure with embedded screw terminal coil according to protection class IP67, CEE-10
- Compliance with “UL”, “CSA” and other local approvals available on request
- Other pipe connections are available on request
- Connector with visual indication and peak voltage suppression or with cable length of 2 m (www.asco.com)

INSTALLATION

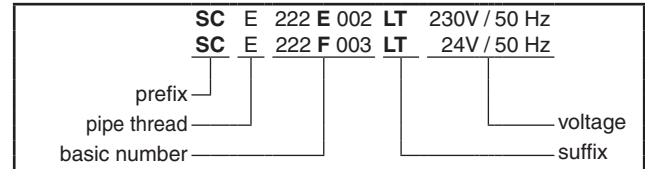
- The solenoid valves must be mounted vertical and upright
- Pipe connection identifier is E = Rp (ISO 7/1)
- Installation/maintenance instructions are included with each valve

SPARE PARTS KITS

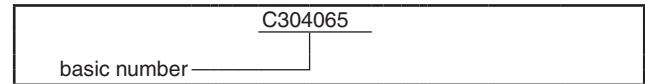
catalogue number	spare parts kit no.	
	~	=
SCE222E002LT	C304065LT	-
SCE222F003LT	C304065LT	-

- Not available

ORDERING EXAMPLES:



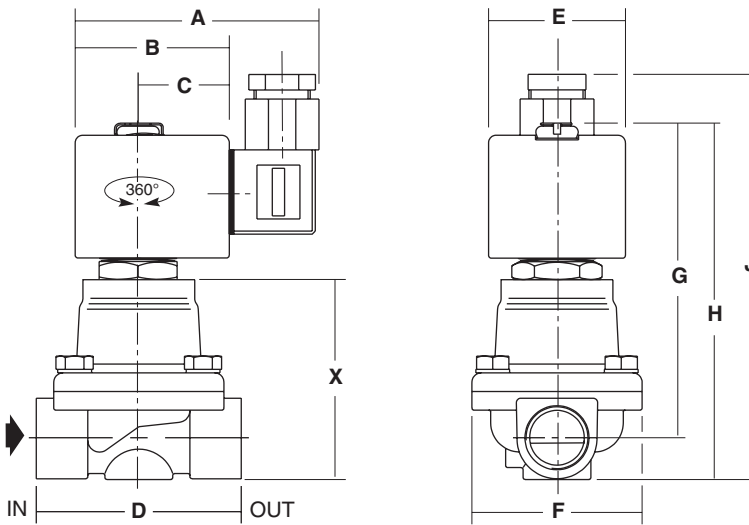
ORDERING EXAMPLES KITS:



DIMENSIONS (mm), WEIGHT (kg)



TYPE 01
 Prefix “SC” Solenoid
 Epoxy moulded
 IEC 335 / ISO 4400
 IP65



type	prefix option	catalogue number	A	B	C	D	E	F	G	H	J	X	weight ⁽¹⁾
01	SC	SCE222E002LT	80	50	30	70	45	59	104	119	131	69	1,1
		SCE222F003LT	80	50	30	73	45	58	108	125	137	75	1,2

⁽¹⁾ including coil and connector.